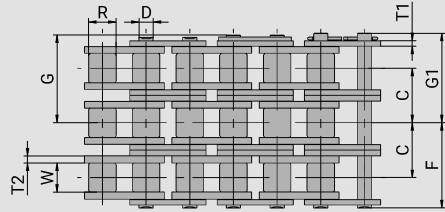
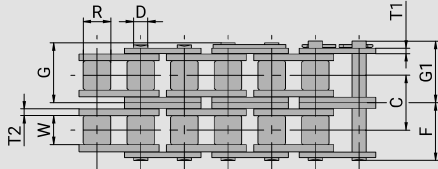
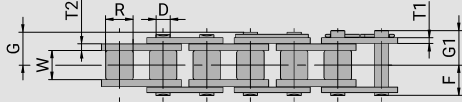
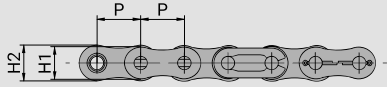




FB PRECISION ROLLER CHAINS A SERIES, ISO 606 - DIN 8188



Chain type	Pitch		Connecting links	Inner width	Rollers	Plates				Pins				Centre distance		Breaking load		Weight	
	P					W min	Ø R max	H1 max	H2 max	T1 max	T2 max	Ø D max	F max	G max	G1 max	C	DIN		Ø FB
	(inches)	(mm)																	
40-1	½"	12,700	SG	7,85	7,92	10,20	11,80	1,50	1,50	3,98	8,20	9,35	10,00	-	13.900	18.100	0,63		
40-2	½"	12,700	CG	7,85	7,92	10,20	11,80	1,50	1,50	3,98	15,30	17,00	17,60	14,40	27.800	36.300	1,19		
40-3	½"	12,700	NG	7,85	7,92	10,20	11,80	1,50	1,50	3,98	22,65	23,80	24,55	14,40	41.700	54.400	1,77		
40-3	½"	12,700	KG	7,85	7,92	10,20	11,80	1,50	1,50	3,98	22,65	23,80	24,55	14,40	41.700	54.400	1,77		
50-1	⅝"	15,875	SG	9,40	10,16	13,00	14,80	2,00	2,00	5,09	10,10	11,65	12,60	-	21.800	30.400	1,01		
50-2	⅝"	15,875	CG	9,40	10,16	13,00	14,80	2,00	2,00	5,09	19,20	20,70	21,10	18,10	46.300	60.800	2,04		
50-3	⅝"	15,875	NG	9,40	10,16	13,00	14,80	2,00	2,00	5,09	28,30	29,65	30,20	18,10	65.400	91.200	3,05		
50-3	⅝"	15,875	KG	9,40	10,16	13,00	14,80	2,00	2,00	5,09	28,30	29,65	30,20	18,10	65.400	91.200	3,05		
60-1	¾"	19,050	SG	12,57	11,91	15,50	17,50	2,40	2,40	5,96	12,50	14,15	15,40	-	31.100	43.100	1,44		
60-2	¾"	19,050	CG	12,57	11,91	15,50	17,50	2,40	2,40	5,96	24,00	25,50	26,90	22,80	62.600	86.300	3,03		
60-3	¾"	19,050	NG	12,57	11,91	15,50	17,50	2,40	2,40	5,96	35,35	36,95	37,65	22,80	93.900	129.500	4,50		
60-3	¾"	19,050	KG	12,57	11,91	15,50	17,50	2,40	2,40	5,96	35,35	36,95	37,65	22,80	93.900	129.500	4,50		
80-1	1"	25,400	SG	15,75	15,88	20,40	23,90	3,20	3,20	7,94	16,10	17,75	18,80	-	55.600	76.500	2,40		
80-2	1"	25,400	CG	15,75	15,88	20,40	23,90	3,20	3,20	7,94	30,60	32,20	33,60	29,30	111.200	153.000	5,26		
80-3	1"	25,400	NG	15,75	15,88	20,40	23,90	3,20	3,20	7,94	45,30	47,00	48,00	29,30	166.800	229.600	7,80		
80-3	1"	25,400	KG	15,75	15,88	20,40	23,90	3,20	3,20	7,94	45,30	47,00	48,00	29,30	166.800	229.600	7,80		
100-1	1¼"	31,750	SG	18,90	19,05	24,80	30,10	4,00	4,00	9,54	20,10	-	23,10	-	87.000	115.800	3,74		
100-2	1¼"	31,750	NG	18,90	19,05	24,80	30,10	4,00	4,00	9,54	38,00	-	41,00	35,80	174.000	231.500	7,51		
100-3	1¼"	31,750	KG	18,90	19,05	24,80	30,10	4,00	4,00	9,54	55,90	-	58,90	35,80	261.000	347.300	11,20		
120-1	1½"	38,100	SG	25,22	22,23	30,00	35,00	4,80	4,80	11,11	25,20	-	28,60	-	125.000	152.100	6,18		
120-2	1½"	38,100	NG	25,22	22,23	30,00	35,00	4,80	4,80	11,11	47,90	-	51,30	45,40	250.000	304.100	12,25		
120-3	1½"	38,100	KG	25,22	22,23	30,00	35,00	4,80	4,80	11,11	70,60	-	74,00	45,40	375.000	456.200	18,30		
140-1	1¾"	44,450	SG	25,22	25,40	36,20	42,00	5,60	5,60	12,71	27,30	-	31,50	-	170.000	210.900	7,49		
140-2	1¾"	44,450	NG	25,22	25,40	36,20	42,00	5,60	5,60	12,71	51,75	-	55,75	48,90	340.000	421.800	14,83		
140-3	1¾"	44,450	KG	25,22	25,40	36,20	42,00	5,60	5,60	12,71	76,20	-	80,40	48,90	510.000	632.700	22,20		
160-1	2"	50,800	SG	31,55	28,58	41,40	48,00	6,40	6,40	14,29	32,55	-	37,25	-	223.000	269.800	10,10		
160-2	2"	50,800	NG	31,55	28,58	41,40	48,00	6,40	6,40	14,29	61,80	-	66,50	58,50	446.000	539.600	20,04		
160-3	2"	50,800	KG	31,55	28,58	41,40	48,00	6,40	6,40	14,29	91,05	-	95,75	58,50	669.000	809.300	30,02		
200-1	2½"	63,500	SG	37,85	39,68	51,80	60,10	8,00	8,00	19,85	39,75	-	47,10	-	347.000	451.300	16,50		
200-2	2½"	63,500	NG	37,85	39,68	51,80	60,10	8,00	8,00	19,85	75,55	-	82,85	71,60	694.000	902.500	32,70		
200-3	2½"	63,500	KG	37,85	39,68	51,80	60,10	8,00	8,00	19,85	111,35	-	118,65	71,60	1.041.000	1.353.800	49,05		
240-1	3"	76,200	SG	47,35	47,63	62,40	72,20	9,50	9,50	23,81	47,70	-	54,80	-	500.000	672.000	24,20		
240-2	3"	76,200	NG	47,35	47,63	62,40	72,20	9,50	9,50	23,81	91,60	-	98,70	87,80	1.000.000	1.344.000	47,80		
240-3	3"	76,200	KG	47,35	47,63	62,40	72,20	9,50	9,50	23,81	135,50	-	142,60	87,80	1.500.000	2.016.000	71,10		

Other dimensions on request.



CG
Spring clip connecting link



SG
Cotter connecting link



NG
Riveting link, outer link



KG
Offset link



IG
Inner link